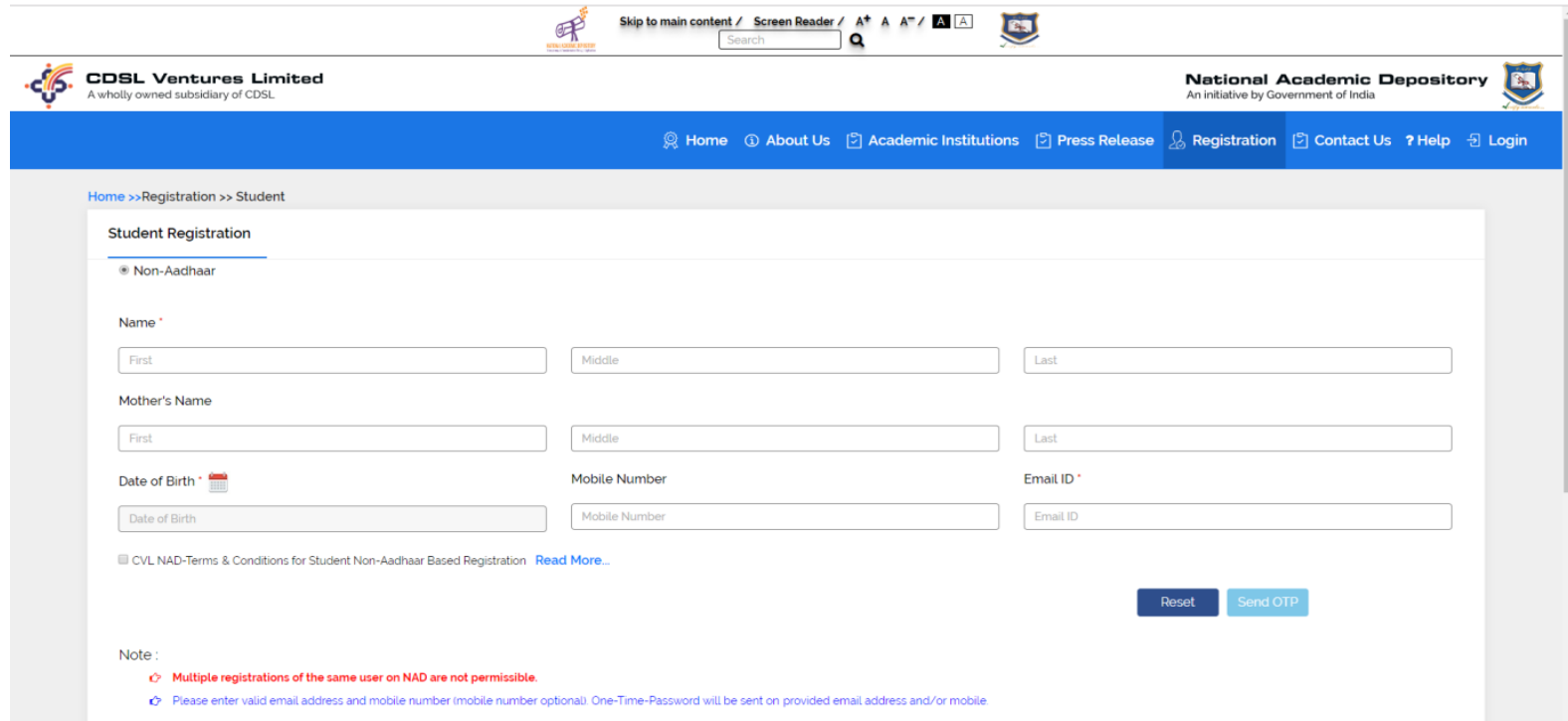


Student Registration - CVL-NAD

- સૌ પ્રથમ નીચે આપેલ લીંક ઓપન કરી ઓપન થયેલ પેજ પર રજીસ્ટ્રેશન પર ક્લિક કરો.

<https://cvl.nad.co.in/NAD/studentInit.action?activePage=regactstudentInit>

- નીચે દર્શાવેલી ફોર્મની માહિતી સંપૂર્ણ ભરો.



The screenshot shows the 'Student Registration' form on the CVL NAD website. The form is titled 'Student Registration' and is for 'Non-Aadhaar' based registration. It includes the following fields:

- Name ***: Three input fields for First, Middle, and Last names.
- Mother's Name**: Three input fields for First, Middle, and Last names.
- Date of Birth ***: A date picker field.
- Mobile Number**: An input field for the mobile number.
- Email ID ***: An input field for the email address.

Below the form, there is a checkbox for 'CVL NAD-Terms & Conditions for Student Non-Aadhaar Based Registration' with a 'Read More...' link. At the bottom right, there are 'Reset' and 'Send OTP' buttons. A note at the bottom states: 'Multiple registrations of the same user on NAD are not permissible.' and 'Please enter valid email address and mobile number (mobile number optional). One-Time-Password will be sent on provided email address and/or mobile.'

- સેન્ડ ઓટીપી (Send OTP) પર ક્લિક કરો.
- આમ કરવાથી તમારા મોબાઇલ નંબર પર અને તમારા મેઇલ આઇડી પર એમ બે ઓટીપી (OTP) આવશે .

- મોબાઈલ ઓટીપીના બોક્ષમાં મોબાઈલ નંબર પર આવેલ ઓટીપી અને મેઈલમાં આવેલ ઓટીપી મેઈલ ઓટીપીના બોક્ષમાં એન્ટર કરી વેલીડેટ ઓટીપી પર ક્લિક કરો.

Skip to main content / Screen Reader / A+ A A- / A A

Search

CDSL Ventures Limited
A wholly owned subsidiary of CDSL

National Academic Depository
An initiative by Government of India

Home About Us Academic Institutions Press Release Registration Contact Us Help Login

Home >> Registration >> Student

Student Registration

Non-Aadhaar

Validate OTP

Enter Mobile OTP *

Enter Email OTP *

- ત્યારબાદ નીચેના ફોર્મમાં માગેલી વિગતો સંપૂર્ણ ભરો અને નેક્સ્ટ પર ક્લિક કરો.

Home >> Registration >> Student

Primary Information Create Password Address Details Other Details

Student

First Name *	Middle Name	Last Name
<input type="text" value="Sanjaykumar"/>	<input type="text" value="Kantibhai"/>	<input type="text" value="Chaudhari"/>
Date of Birth *	Mobile Number	Email ID *
<input type="text" value="01-06-1984"/>	<input type="text" value="9824398591"/>	<input type="text" value="sanjuchoudhari1684@gmail.com"/>
NAD ID	Gender *	
<input type="text"/>	<input type="text" value="Male"/>	
Family		
Mother's Name		
<input type="text" value="Shardaben"/>	<input type="text" value="Kantibhai"/>	<input type="text" value="Chaudhari"/>
Father's Name *		
<input type="text" value="Kantibhai"/>	<input type="text" value="Joitabhai"/>	<input type="text" value="Chaudhar "/>

Next

Search the web and Windows This PC Student Registratio... Instruction.docx - ... 11:02 18-12-2018

- આમ કરવાથી આગળના પેજ માં તમારે તમારા એક પાસવર્ડ આપવાના રહેશે. જે પાસવર્ડ Confirm Password માં પણ લખવાનો રહેશે. આપ પાસવર્ડ લખો ત્યારે બન્ને માં ગ્રીન ટીક થશે.
- નીચે પેજમાં આપેલ સૂચનાઓ પ્રમાણે પાસવર્ડ તૈયાર કરવો.
ખાસનોંધ : પાસવર્ડ નોંધીને રાખશો. આગળની કાર્યવાહી માટે ખૂબજ જરૂરી છે.
- ત્યારબાદ next પર ક્લિક કરો.

Home >> Registration >> Student

Primary Information **Create Password** Address Details Other Details

✓ New Password *

✓ Confirm Password *

.....

.....

Your password must be.

- Between 8 to 50 characters long
- At least one upper-case letter
- At least one lower-case letter
- At least one numerical digit
- At least one special character for example !, @, #, \$, %, ^, &, *

Previous Next

- નીચેના એડ્રેશ ડીટેલમાં તમારા એડ્રેશની સંપૂર્ણ માહિતી એન્ટર કરી Next પર ક્લિક કરો.

Skip to main content / Screen Reader / A+ A A- / A A

Search

Primary Information Create Password **Address Details** Other Details

C/o	House Number *	Street
<input type="text" value="Kantibhai Joitabhai Chaudhari"/>	<input type="text" value="2-86"/>	<input type="text" value="Near Ambica Chowk"/>
Locality/Area	District	City *
<input type="text" value="At & Po. Bapupura, Ta. Mansa"/>	<input type="text" value="Gandhinagar"/>	<input type="text" value="Mansa Gandhinagar"/>
Country *	State *	Pincode(Zipcode/Postcode) *
<input type="text" value="India"/>	<input type="text" value="Gujarat"/>	<input type="text" value="382845"/>

Is Correspondence address the same as the permanent address

C/o	House Number *	Street
<input type="text" value="Kantibhai Joitabhai Chaudhari"/>	<input type="text" value="2-86"/>	<input type="text" value="Near Ambica Chowk"/>
Locality/Area	District	City *
<input type="text" value="At & Po. Bapupura, Ta. Mansa"/>	<input type="text" value="Gandhinagar"/>	<input type="text" value="Mansa Gandhinagar"/>
Country *	State *	Pincode(Zipcode/Postcode) *
<input type="text" value="India"/>	<input type="text" value="Gujarat"/>	<input type="text" value="382845"/>

Are you handicap?

Previous Next

Search the web and Windows

This PC

Student Registratio...

Instruction.docx - ...


11:09
18-12-2018

- ત્યારબાદ તમારો ફોટોગ્રાફ અને સહી અપલોડ કરી તેની નીચેના બોક્ષમાં તમારા કોર્ષની ડીટેલ એન્ટર કરો અને સબમીટ કરો .
 - કોર્ષના નામ માટે યુનિવર્સિટીના નોટીસ બોર્ડ પર મુકેલ કોર્ષના કોડ પ્રમાણે કોડ લખવો.


Skip to main content / Screen Reader / A+ A A- / A A

Search

Primary Information Create Password Address Details **Other Details**



Choose File Sanjay Chaudhari_Photo.jpg



Choose File Sanjay Chaudhari_Sign.jpg


Note :
⚠ Please do not use "copy";"&";"(" and ")" characters in image file name.


Enable/Disable	AI Name	Course Name	Year of Admission	Registration Number/Enrollment no.	Add More
<input checked="" type="checkbox"/>	<input type="text" value="Children's University"/>	<input type="text" value="PGDSC"/>	<input type="text" value="2017"/>	<input type="text" value="P501000030"/>	<input data-bbox="1877 906 1899 930" type="button" value="+"/>

- તમારા મેઈલ આઈડી પર મેઈલ આવશે. જેમાં ક્લિક હિઅર પર ક્લિક કરવાથી તમારી ડીટેઈલ જોવા મળશે અને તેની પ્રિન્ટ લઈ શકાશે જે ઓફીસમાં પહોંચાડવી .

Skip to main content / Screen Reader / A+ A A- / A A

Search

 **CDSL Ventures Limited**
A wholly owned subsidiary of CDSL

 **National Academic Depository**
An initiative by Government of India

[Home](#) [About Us](#) [Academic Institutions](#) [Press Release](#) [Registration](#) [Contact Us](#) [Help](#) [Login](#)


[Home](#) >> [Registration](#) >> [Student](#)

Student Registration - Non Aadhaar

Your Email ID Successfully Registered.

Your Email ID is: sanjuchaudhari1684@gmail.com

Please check registered E-mail and take a print out of the registration and visit your Institution to get your NAD ID / Email ID verified. Upon verification your Non Virtual Id Registration shall be activated to view Awards.

 Gmail

2 of 325

NAD Student Registration Details Inbox x

donotreply.nad@cdslindia.com
to me

11:14 AM (1 minute ago)


Dear Sanjaykumar
Thank you for registering with CVL NAD.
Your Email ID is sanjuchaudhari1684@gmail.com
Please take a print out of the registration page to your Institution to get your NAD ID/E-mail id verified. Upon verification, your Non Aadhaar Registration shall be activated to view Awards.
Please [Click here](#) and See Your Profile


Thanks & regards,
CVL NAD Team.

The information contained in this communication is intended solely for the use of the individual or entity to whom it is addressed and others authorised to receive it. It may contain confidential or legally privileged information. If you are not the intended recipient you are hereby notified that any disclosure, copying, distribution or taking any action in reliance on the contents of this communication in error, please notify us immediately by responding to this email and then delete it from your system. Central Depository Services (India) Limited disclaims any liability for the proper and complete transmission of the information contained in this communication nor for any delay in its receipt. Opinions, clarifications and other information in this communication, which do not pertain in the official capacity of the sender, shall be deemed as neither given nor endorsed by CDSL.

Enable desktop notifications for Gmail.

Search the web and Windows

Windows taskbar:  11:15 18-12-2018



Student Details Of

Mr Sanjaykumar Kantibhai Chaudhari



Nad ID :

Parent's/Guardian's info:-

Father/Guardian Name : Kantibhai Jobabhai Chaudhari

Mother/Guardian Name : Shardaben Kantibhai Chaudhari

Spouse Name :

Signature
Signature

Address Details:-

Permanent Address : 2-85, Near Ambica Chowk, AI & Po: Bapupura, Ta. Mansa, Mansa Gandhinagar, Gujarat, India, 382045

Correspondence Address : 2-85, Near Ambica Chowk, AI & Po: Bapupura, Ta. Mansa, Mansa Gandhinagar, Gujarat, India, 382045

Contact Details:-

Primary Email ID : sanjychaudhari1694@gmail.com

Contact No : Country Name : India

City Name : Mansa Gandhinagar Phone :

Mobile Number : 9824398591 Alt Email ID :

Other Details:-

Gender : Male Date Of Birth : 01-06-1984

AI Name	Course Name	Year of Admission	Registration no./Enrollment no.
Children's University	PGDSE	2017	PS61000030

Note: The above details have been entered by the owner. CVL does not take any responsibility for the accuracy of the data. However, CVL confirms that the data appearing above is updated in the system by the owner.

null

